

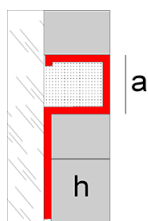


Novolistel® 3 chrome



Novolistel® 3 chrome finish is a versatile profile, highly decorative, with an attractive finish. Frequently used as an edge or countertop protector, in medium height tiled walls or as a decorative trim. A brilliant profile, highly valued in bathrooms and other environments. Novolistel® 3 Chrome, distinction on the finishes.

General Features



Material:	Chromed aluminum
Length:	2.5 lm / 8ft2in
Dimensions:	h: 10/12mm (3/8", 1/2") a: 10 mm (3/8")
Packaging:	30 u./box
Finishes:	71- chrome

Applications

Novolistel® 3 chrome is a highly decorative and versatile profile. A profile with several uses that can be installed as a:

- Decorative listello
- Edge protector
- Countertop finish
- Medium height finish

**Chromed finishes are not recommendable for floorings*

Technical Features and tests

Corrosion resistance	Salt spray test +250 h without surface damage	ASTM G85 / ISO 9227
----------------------	--	---------------------

Materials


Novolistel® 3 Chrome is a profile made by extrusion of aluminum. The aluminum is a material with excellent chemical, physical and mechanical properties. It is lightweight, tough, ductile, malleable and highly durable.

This profile acquires its characteristic finish through the chrome plating process, which consists in carrying out a nickel and chrome bath on the surface. This, in addition to provide a high decorative value, protects the profile from external damage and possible rust.

The finish of the chromed profiles is highly demanded as one of the most decorative profiles on the market. The high quality finish, with mirror effect, is in line with the latest trends and complements the highest-end ceramic.

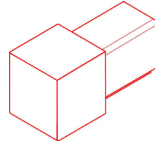
Installation

1. Spread a big amount of thin-set mortar on the surface where you are going to place the profile.
2. Place the profile aligned to the corner and press to make the thin-set mortar pass through the holes on the anchoring wing.
3. Place tiles along the anchoring wing and continue pressing to achieve an optimal adhesion.
4. Continue tiling the wall.
5. Finally, clean the remaining material, remove the protective film if necessary and let dry.



Complementary pieces

Novolistel® 3 chrome has complementary pieces available, made of chromed zamak, to get a perfect finish on the installation.



Cleaning and maintenance

It's necessary the immediate cleaning of the material after its installation to avoid that remainings of mortar, concrete or iron particles from wool or tool could cause corrosion.

For the cleaning you can use water with detergent or liquid soap to remove dirtiness and possible fingerprints marked on the surface. For persistent spots you can use diluted vinegar. There are specific cleaners in the markets for chromed pieces which preserve its appearance.

Steel wool or similar products, are not recommended because they could scratch the surface and create pitting corrosion. Pay special attention while using materials containing chlorides, they are not indicated because could oxidize the material. Hydrochloric acid or iron products in a long contact with the material are neither recommended. Do not use cleaners for common steel for the cleaning of stainless steel.

Technical information

You can find out more information about the technical features of Emac®'s products by downloading its Technical File in www.emac.es.

If you have any query, please contact our Technical Department in tecnico@emac.es.

