



## Novorodapie® Stainless Steel



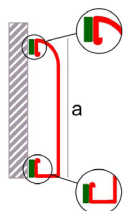
Novorodapie® Stainless steel is a skirting profile made of AISI304 stainless steel. With smoothed visible side, is very easy to install with common adhesives. It is delivered with protective film to avoid possible stains or damage during the handling or transport. Available in high brightness and brushed finishes and with all the complementary pieces needed.

### General Features



Material:	Stainless steel
Length:	2 lm
Dimensions:	a: 60 mm
Packaging:	10 u/box With protective film
Finishes:	High brightness/brushed

### Applications




Novorodapie® Stainless Steel is a skirting profile made of AISI304 stainless steel. This skirtingboard has been designed to protect the bottom of the walls and decorate them at the same time. It has a great decorative value. Very easy to install.

This profile is available with an acoustic insulating which helps to fulfill the CTE-DB-HR (Document for the protection against the noise) by reducing the sound level.

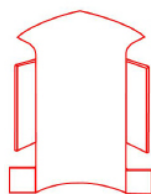


### Complementary pieces

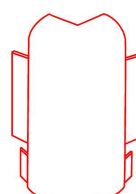
Novorodapie® Stainless steel has complementary pieces available to get a perfect finish.



Covers



Exterior angle



Interior angle

### Technical Features

Alloy	AISI-304 Composition test of each batch		AIMME
Corrosion resistance	Salt spray test + 504 hours without change (stainless steel)	UNE 112017:92	AIMME



---

### Materials

---

 Stainless steel

Novoescocia® Plus Stainless Steel is a profile made of stainless steel AISI-304. All material batches are tested with the composition test to determine that they fulfill with the specification of the alloy. Stainless steel used in the Emac® products has been also tested with salt spray test, exceeding 500 hours of exposition without signs of corrosion.

Stainless steel is a highly durable and resistant material, with an excellent superficial appearance that does not degrade along the time. Available in brushed finish. This finish is slightly porous and smooth, making easier the hygiene of the installation.

The complementary pieces are made of folded stainless steel sheet.

---

### Installation

---

1. Clean the inner side of Novorodapie® Stainless steel and the surface where is to be placed.
2. Join the complementary pieces to Novorodapie® Stainless steel. This previous step will help to install the whole set to the wall. To keep the pieces in its position, you can use an adhesive tape as help. Be careful and remove partially the protective film on the areas in direct contact with the wall.
3. Thirdly, put a big amount of adhesive on the inner side of Novorodapie® Stainless steel in the areas in contact with the wall. You can use an adhesive like silicone or polyurethane mastic.
4. Place the Novorodapie® Stainless steel on the wall and press softly to get a perfect adhesion. Be sure the complementary pieces remain on their correct position.
5. Finally, clean the leftover material and let dry. After drying, remove the protective film.

*\*If you are going to paint the wall, keep the protective film until you have finished.*

---

### Cleaning and maintenance

---

The **immediate cleaning** of the material after its installation is necessary to avoid that remainings of mortar, concrete or iron particles from wool or tools could cause corrosion.

For indoor applications, you can use water with detergent or liquid soap to remove dirtiness and possible fingerprints marked on the surface. In high brightness finishes, you can use a glass cleaner. There are specific cleaners in the markets for stainless steel which clean the material and reduce possible stains. Whenever you clean stainless steel, ensure you rinse it well and dry totally to prevent fogging.

Steel wool or similar products, are not recommended because they could scratch the surface and create pitting corrosion. Pay special attention while using materials containing chlorides, they are not indicated because could oxidize the material. Hydrochloric acid or iron products in a long contact with the material are neither recommended. Do not use cleaners for common steel for the cleaning of stainless steel.

---

## Technical information

---

You can find out more information about the technical features of Emac®'s products by downloading their Technical File from [www.emac.es](http://www.emac.es)

If you have any query please contact our Technical Department in [tecnico@emac.es](mailto:tecnico@emac.es)

